




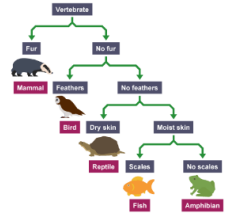


This half term, our topic will be 'The Kingdom of Benin'. We will be focusing our learning around our core text, 'The Children of the Benin Kingdom'.

We would like you to **complete at least two of the items listed in column 1** and then to choose some or all of the tasks in column 2. All written tasks can be submitted on Microsoft Teams, and practical tasks can be brought into school.

| Column 1 | Column 2 |
|---|---|
| <p>Write a story related to the Kingdom of Benin</p> <p>Write your own story based in the Kingdom of Benin. You could write an alternative story or ending to 'The Children of the Benin Kingdom' or you could create your own story, based in Benin.</p>  | <p>Create your own Thumb Piano</p> <p>The Kingdom of Benin had a special instrument called a thumb piano. This was made from materials found or created in the area where this civilisation lived. Can you make your own instrument using objects about the home? You might even be able to make a thumb piano out of a small box, some elastic bands and some plastic spoons.</p>  |
| <p>Maths chatter boxes</p> <p>Create your own maths chatter box. Create a chatter box, based on times tables you would like to improve. You could include both multiplication and division questions. Think about how you could make your chatter box both appealing and challenging.</p>  | <p>Benin artefact</p> <p>Create your own model Benin artefact. You could use a range of materials, such as recyclable items, paints, pens or pencils. Alternatively, you could draw a Benin artefact in detail. You could find examples of Benin artefacts by carrying out research on the internet.</p>  |
| <p>Create your own museum exhibition</p> <p>Create your own museum exhibition. You could base your artefacts and pictures on your own heritage or culture. Alternatively, if you have a key interest, you could create an exhibition based on this.</p>  | <p>Classification chart</p> <p>Create your own scientific classification chart based on either animals or plants. You could create a broad classification or you could be more specific. For example, your classification key could show the difference between vertebrates and invertebrates, or it could be based on classifying different plants.</p>  <p style="text-align: right;">key,</p> |

Reminders: Complete your home learning by **Friday 10th February 2023**
 Complete three Mathletics tasks set by your teacher for that week. Log in to your TTRS and practise as much as possible to improve your rock speed.
 Read daily for 20 minutes minimum, and sign your reading record. Can an adult question you on what you have read?
 Spellings will also be set every Friday and can be viewed on Microsoft Teams. Make sure you learn them for your test that will happen on the following Thursday.
 SPAG.com tasks will also be set every Friday. Have a go, and see how much you know.