






Year 3 Home Learning: Autumn 2 2022

This half term, our topic will be 'Raging Rivers'. We will be focusing our learning around our core texts, 'The Rhythm of the Rain' by Grahame Baker-Smith. We would like you to **complete at least two of the items listed in column 1** and then to choose **some, or all, of the tasks in column 2**. All written tasks can be submitted on Microsoft Teams, and practical tasks can be brought into school.

Column 1	Column 2
<p>Water world</p> <p>Imagine that you are scuba diving in the ocean, and you find a new world. Write a story in the first person about finding a water world. What animals might you see? Who might live there? Why has nobody found this before?</p> 	<p>Floating or sinking</p> <p>Using a bucket of water and a variety of materials at home, investigate which materials float and which materials sink. Investigate each material and write about why you think this is.</p> 
<p>Make a database of rivers around the world.</p> <p>Using the internet, research 10 rivers around the world. Organise the rivers in a table to show their length, countries they flow through and where they begin (source). Make it as colourful and interesting as possible. Can you compare any rivers?</p>	<p>Parables and fables.</p> <p>Some stories have lessons and morals to teach you – for example Charlie and the Chocolate factory and the Hare and the Tortoise. Research fable s and see if you can write one of your own!</p> 
<p>Story board</p> <p>Create a story board for an animation about a character exploring the journey of a river. Your character could be Isaac from our book or someone you make up yourself.</p> 	<p>Make a model of a river</p> <p>As part of our topic is looking at rivers, make your own model of a river. See if you can use recyclable materials. Have a go at trying to label parts of a river such as meander and mouth.</p> 

Reminders: Complete your home learning by **Monday 12th December**
 Complete three Mathematics tasks set by your teacher for that week. Log in to your TTRS and practise as much as possible to improve your rock speed.
 Read daily for 20 minutes, and bring in your reading record.
 Spellings will be set every Friday and can be viewed on Microsoft Teams. Make sure you learn them for your test that will happen on the following Friday.
 SPAG.com tasks will also be set every Friday. Have a go, and see how much you know.