







This half term, our topic will be 'Exploring the Ice Caps'. We will be focusing our learning around our core text, 'Race to the Frozen North' by Matthew Henson.

We would like you to **complete at least two of the items listed in column 1** and then to choose some, or all, of the tasks in column 2. All designing and written tasks can be completed and posted on our class blog. Please remember, home learning books need to be handed in on Wednesdays and they will be sent home on Fridays.

Column 1	Column 2
<p>Can you create an Antarctic or Arctic picture in the style of Nerys Levy?</p> 	<p>Create your own frozen planet: Research what it was like during the Ice Age. Have a go at creating your own frozen planet diorama! Which animals were in existence back then?</p> 
<p>Write a postcard from the Arctic. Pretend that you have been on a voyage to the Arctic and write in role. You can choose who you write to. Think about the amazing landscapes you have seen, and how you felt about your journey to get there.</p> 	<p>Make a poster! In geography, we will be looking at human (man-made) and physical features (mountains etc). Pick a country and explore the human and physical features of that area. Then create a poster to tell us all about it.</p> 
<p>Create a fact file. Pick an Arctic animal and create an amazing leaflet or poster all about them. If you are feeling adventurous, you could pick more than one animal and turn this into an information text (you could include a glossary, index and contents page).</p> 	<p>Get scientific! Look at the different states of matter using this fun experiment, and tell us what happens at the end and why. You may want to take a picture of yourself doing this. https://aroundthekampfire.com/2019/12/solid-liquid-gas-pop-rocks-science-experiment.html</p> 

Please post a picture of your completed projects on your class blog by **Monday 14th December 2020**.