










## Year 6 Home Learning Project (Autumn 1): 'Looking After Ourselves and Each Other'

This half term, our topic is **Looking After Ourselves and Each Other**. We will be focusing our learning around our core text, 'Here we are' by Oliver Jeffers.

We would like you to **complete at least two of the items listed in column 1** and as many of the tasks in column 2 as you would like to. All designing and written tasks can be completed in the children's home learning book. Have fun!

Column 1	Column 2
<p><b>Can you make a friendship poster?</b> It is really important for us to look after one another and to be kind. Make a poster to encourage people to be kind and a good friend to everyone.</p> 	<p><b>Can you create a rap or a song about your hopes for the future?</b> Think about: What do you hope will happen in your own life? What do you hope will happen in the world?</p> 
<p><b>Can you publish your own information book?</b> Imagine you are an Alien from another planet and you have just spent a week exploring the Earth. Write a diary entry about all your wonderful experiences.</p>  	<p><b>Can you make a skeleton?</b> In Science this term we will be looking at human and animal skeletons! Have a go at making a human or animal skeleton. You could draw it, paint it or make a 3D model.</p>  
<p><b>Write a blog post!</b> Blogs are a great way to communicate to others. Choose a topic that you are passionate about – black lives matter, climate change – and write blog post, if you can record it and upload it to our class blog.</p> 	<p><b>Create your own planet:</b> Can you make your own planet? Have a go at creating your own planet! What colour would it be? What would it be called? What would live on it?</p>  

Post photographs of your creative learning onto your class blog and bring in your home learning book by Monday 19<sup>th</sup> October 2020.