








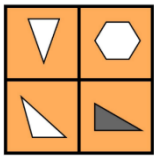


	<p>Focus: Looking After Ourselves and Each Other.</p> <p>Linked to the book: 'Here We Are' by Oliver Jeffries.</p>
	<p>'Here We Are' by Oliver Jeffries</p> <p>We will be exploring the story, 'Here We Are' by Oliver Jeffries this wee. Have a look at the story here: https://www.youtube.com/watch?v=kkcjKbbF9JA</p> <p>What did you think of the story? Can you talk about your favourite part with someone in your house? Have a go at drawing your favourite part – don't forget to write your name on your drawing!</p>
	<p>People, People Everywhere!</p> <p>Have another look at the story from yesterday. Now go back and find the part with all the people. I wonder what stories these people could tell? What jobs do you think they may have?</p>
	<p>Spot What's Missing</p> <p>Choose another member of your household to play a game of 'Spot What's Missing'. Collect six or seven objects and just check that the person who is playing with you knows what all the objects are called. Place them under a cloth or tea towel and ask the other person to look away. Take one object out whilst they're not looking – can they spot which object is missing? Take it in turns to do this! You may want to play again later with different objects too!</p>
	<p>It's All About You!</p> <p>Have a go at making your very own picture of yourself. You can do this with anything you choose – it could be that you draw yourself and then paint, you may want to use collage, or natural materials or even junk modelling and make it 3D!</p>
	<p>Let's Get Writing:</p> <p>Yesterday you made your self portrait. Today, have a go at writing your name on your creation. You may need an adult to show you how to write your name first. Remember to use a capital letter at the start and then all the other letters in lower case. I'm sure you're very proud of your self-portraits so if you'd like to send in a photo, we can upload it onto our Early Years blog!</p>

Focus: Sorting and Matching	
	<p>Let's Get Matching:</p> <p>Find as many pairs of socks as you can at home, this could be a mixture of your own socks and also some of your family's. Mix all the socks up and then have a go at pairing them up again.</p>
	<p>Shape Matching:</p> <p>Using the shape sheet, can you go around and find objects which fit in these 2D shapes? It could be the base of a tin of baked beans that fits into the circle, or a packet of biscuits which fit into the rectangle. How many different objects will you find to match the shapes?</p>
	<p>It's Time to Sort:</p> <p>Have a look around your house. There must be plenty of things you can sort! How many different ways could you sort the cutlery drawer? Or your books or even your toys? Draw a picture of how you have sorted these objects and tell someone in your family why you chose to sort them in this way.</p>
	<p>More Sorting:</p> <p>We're continuing to look at sorting today. Have a go of this game: https://pbskids.org/sid/games/sorting-box Then have a go at sorting objects by colour around your house. Maybe you could sort objects by shape or size too!</p>
 <p>SHAPES</p>	<p>Odd One Out:</p> <p>https://wodb.ca/</p> <p>Using above link or creating you own version using objects. Place 4 objects in a row with one object that doesn't belong. Which one is different? Which one is the odd one out?</p> <p>You could try this with other people who live in your house... can they work out which one is the odd one out?</p>