

Multiplayer Bus Addition and Subtraction Activity to Ten

What you need...

A large table (preferably round)

Laminated print of the bus

Laminated people in windows

Blue Tack or sticky back Velcro (to stop the people falling off the bus)

How to set it up...

Place the bus in the centre of the table and seat the children round the edge. The adult is the bus station and each of the children is a bus stop. To begin the person at the bus station adds a few passengers to the bus.








How to play...

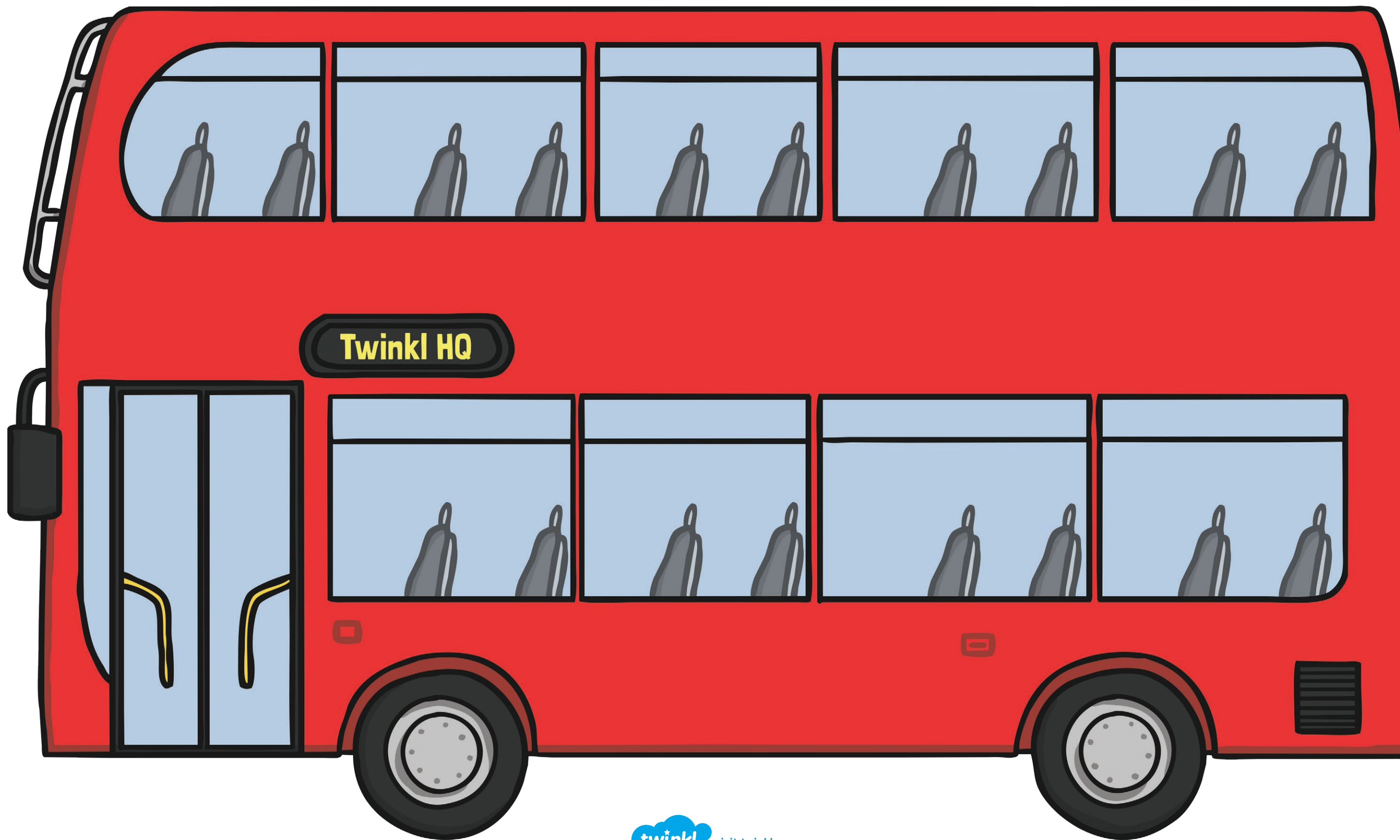
Once the first people have boarded, rotate the bus to the next stop. Tell the person at the stop how many people are getting on/off at that stop. The child then has to say how many people would be on the bus as a consequence of the people getting on/off. If they get the right answer they then get to choose that amount of people to add/remove. For example...

Adult: There are 5 people on the bus. If 2 people get on how many will be on the bus then?

Child: 7?

Adult: Correct, you can now choose two people to add to the bus!





Twinkl HQ