


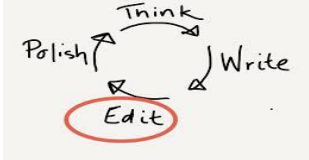

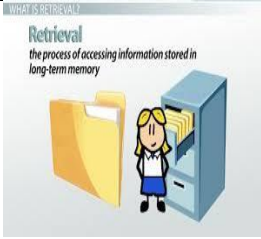



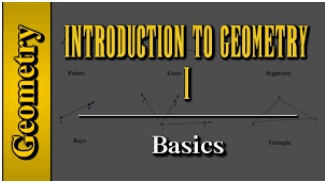






Writing <i>Learning linked to theme of 'Summer in the City'</i>	
	<p style="text-align: center;">1) Explore UK cities</p> <p style="text-align: center;"> https://www.bbc.co.uk/bitesize/topics/zyhp34j/articles/z4v3jhw https://joinme-travel.com/en/travel-across-uk/ </p> <p>This week, you will be learning about the UK's cities. By the end of the week, you will have written an information leaflet about the city you would most like to visit. There are currently a total of 69 cities in the United Kingdom: 51 in England, 7 in Scotland, 6 in Wales, and 5 in Northern Ireland. We will focus on the capital cities of the four countries that make up UK. Use the links above to explore UK capital cities, and write down all the important information that you find. You may include: tourism, population, culture, important landmarks etc.</p>
	<p style="text-align: center;">2) Plan an Information Leaflet</p> <p style="text-align: center;"> https://joinme-travel.com/en/travel-across-uk/ </p> <p>Discuss features of an information leaflet: images, snappy captions, catchy slogans, titles, short sentences/phrases. Today, you will be planning an information leaflet to inform people about your findings from yesterday. What type of writing is this? Would you need to make things up? Why? Why not? An information leaflet is usually persuasive which means you are trying to convince your audience to have the same view as you. Which of the cities would you most like to visit and why? What are the attractions? Why do people visit them, What is the population of the city? what makes it stand out from the rest? Under each sub-heading, you are going to plan your writing using bullet points to note down the attributes of your chosen city and the most important points.</p>
	<p style="text-align: center;">3) Write to inform and persuade</p> <p>You will be writing your information leaflets today using all the features of an information leaflet and your plan from yesterday. Remember to include the purpose of the leaflet, eye-catching imagery, short sentences/phrases, speak directly to people, the right spacing and layout. You may wish to split your book/paper into boxes. Every part of your box/subheading should be spaced differently, so it's clear and well-structured. Remember that a leaflet is usually very colourful, so you can use colouring pencils or felt tips to make it attractive.</p>
	<p style="text-align: center;">4) Edit leaflet</p> <p>Today, you are going to edit your writing referring to the features of a leaflet. If you have completed your writing, read through and ensure that it is 'perfect perfection'. Swap with a partner or give to an adult to check that you have included all the relevant features. Remember to only include the most important information as there won't be room in your leaflet for detailed writing.</p>
	<p style="text-align: center;">5) Publish my leaflet</p> <p>Now it's time to publish your leaflet. You can use an A4 paper, fold in three as shown in the image. The front cover should have a catchy introduction of what your leaflet is about. You can use boxes to help you structure your subheadings.</p>

Reading <i>Learning linked to theme of 'Summer In The City'.</i>	
 <p>Retrieval the process of accessing information stored in long-term memory</p>	<p style="text-align: center;">1) Retrieval</p> <p style="text-align: center;">Read page 1 of the Greece: Crete brochure, and answer the following questions.</p> <ol style="list-style-type: none"> 1) Which country is Crete located in? What is the name of the country that has a border with Crete? 2) What is the most striking aspect of Crete? 3) What makes Crete different from other Islands? 4) What simile was used to describe the people of Crete? 5) On which day of the week does the flight depart from UK, and which cities would you get your flights from?
<p style="text-align: center;">Inference</p> <p style="text-align: center;">readers can understand parts about the story when they want they look for clues in what the characters say and do.</p> 	<p style="text-align: center;">2) Inference</p> <p style="text-align: center;">Read page 1 of the Greece: Crete brochure and answer the following questions. Remember to use evidence and your inference skills to answer the questions.</p> <ol style="list-style-type: none"> 1) Look at the first line, 'Crete is a world apart'. What does that tell you about Crete? 2) How does the climate in Crete differ from that of Tunisia? Why? 3) What other words could you use to describe 'Fauna and Flora'? 4) Why is it a good idea to hire a car whilst in Crete? 5) How much would it cost me to buy both landscapes of Western and Eastern Crete series? Why?
 <p style="text-align: center;">information retrieval</p>	<p style="text-align: center;">3) Retrieval:</p> <p style="text-align: center;">Read page 2 of the Greece: Crete brochure, and answer the following questions.</p> <ol style="list-style-type: none"> 1) Mention three of the chosen areas on the coast of Crete. 2) Look at the last paragraph. Why is it not possible to drive into Loutro? 3) How much does it cost for a Panormos transfer? 4) Which of the coasts has a picturesque mountain scenery, a sparkling sea and fine beaches? 5) Why is Samaria described as a popular city?
<p style="text-align: center;">Inference</p> <ul style="list-style-type: none"> • A conclusion drawn using observations and reasoning • An explanation NOT a fact you can detect using one of the five senses 	<p style="text-align: center;">4) Inference:</p> <p style="text-align: center;">Read page 2 of the Greece: Crete brochure, and answer the following questions. Remember to use evidence and your inference skills to answer the questions.</p> <ol style="list-style-type: none"> 1) Look at the first paragraph. Why does the text tell us that Almirida has the strong Venetian flavour? 2) Paragraph 3 describes Kalives. Why do you think the church there has been described as a handsome church? 3) Why is Loutro usually peaceful, but busy at weekends and during the high seasons? 4) Why do you think Rethymnon is not as popular as the other areas? 5) Which of the areas would you most like to visit and why?
	<p style="text-align: center;">5) Read For Pleasure</p> <p style="text-align: center;">You are going to pick a book or any text of your choice to read for pleasure. The best reason to pick up a book is because you want to! When you have finished, write a review about the book. You can also write a recommendation for a friend, telling them why you have recommended that book.</p>

<p>Maths</p> 	<p>Maths</p> <p>White Rose Maths: Go to the week marked Summer Term Week 9 (w/c 06th July). This week's focus is on Geometry and Measures https://whiterosemaths.com/homelearning/year-4/</p>
<p>Practical maths activity</p> 	<p>Geometry</p> <p>Investigate where you can find angles at home. What shapes are the objects? Can you find angles everywhere and on every object? How would you describe the angles? Acute, right angle, obtuse or straight? What are the differences?</p>
<p>Topic</p> 	<p>Topic</p> <p>Which cities suffer from earthquakes and tremors? What causes these natural disasters? You will be researching earthquakes and tremors using the internet. Use an atlas to locate all the cities that suffer from earthquakes and landslides Record your findings on the earthquake that you find the most fascinating. What country is it in? When did it start? When was the last one?</p>
<p>DT/Science</p> 	<p>Investigation</p> <p>Make an earthquake-friendly building, and test it out. You can use straws, recycling materials, cardboard ... Remember that the idea is to prevent your structure from falling apart when there's a high impact on it, so choose wisely!</p>
<p>Daily activities</p> 	<p>Reading, spelling, times tables</p> <p>English: https://www.bbc.co.uk/bitesize/subjects/zv48q6f Maths: https://www.bbc.co.uk/bitesize/subjects/z826n39 and https://www.topmarks.co.uk/</p>

Creative arts activities are on a separate sheet.