


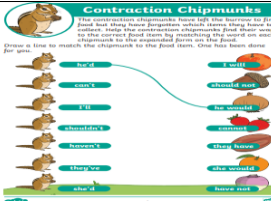







English: Writing Learning linked to theme of “Summer in the City” Book: ‘Parrots don’t live in the city’ by Lucy Reynolds	
	<p>Listen to the story. https://www.youtube.com/watch?v=NJpaxfAr_To Did you notice it is written as a poem and that it rhymes? Listen to it again. This time pause when you hear pairs of rhyming words eg. ‘day’ and ‘play’. Write down all the rhyming pairs you hear in the story.</p>
	<p>Have you been watching the birds during lockdown? How many can you identify? You’ve probably seen some parakeets like the ones in the story. Can you find out about them? Where do they come from? What do they eat? Do you know what the fastest living creature is? I’ll give you a clue – it’s a bird and there are plenty living in big cities all over the UK. Find out more here: https://kids.nationalgeographic.com/animals/birds/peregrine-falcon/ and here: http://www.londonperegrines.com/photos/video.php Write a report about a parakeet or a peregrine falcon and illustrate it.</p>
	<p>Remember the rhyming words in the story? Watch poet Simon Mole explain how to write poetry using rhyme: https://www.youtube.com/watch?v=S5Qin926q1Y Can you use your own rhyming words to write a poem about parakeets? Use this as your starting line: ‘There once was a small green parakeet’...</p>
	<p>This month is ‘Plastic Free July’. Have you thought about how to reduce your plastic waste? Have a look in your kitchen and bathroom cupboards and see how many things are in plastic. Ask your parents to help you look through your rubbish and count how many bits of plastic you throw away each week. Are there ways to use less plastic? Design a poster to help everyone remember to re-use, recycle and reduce plastic waste. You can get some ideas here: https://www.plasticfreejuly.org/resources/posters/</p>
	<p>Now you have done some thinking about plastic in your home you could think about how we could improve recycling in school or in the wider area? Schools have lots of plastic items which get thrown away when they’ve been used and there is often plastic waste lying around in parks and on the street. Make a note of your best ideas and then write a letter to someone who could help. You could write to Manda at school or you could write to our Member of Parliament, Janet Daby. Remember to make your ideas clear and write neatly.</p>

	<p>English: Grammar/Reading Learning linked to theme of "Summer in the City"</p>
	<p>Homophones Homophones are groups of words which sound the same when you say them but have different spellings and meanings. This week have a go at using 'their, there and they're' Open 'Reading Activity 1'</p>
	<p>Contractions Secure your knowledge of contractions with this 'Contractions Booklet'. Open 'Reading Activity 2' Work your way through the different activities.</p>
	<p>Possesive Apostrophe Play this fun game with a family member. You will need a die. Take turns to pick up the sentence card, read it aloud. If the player correctly determines whether the word in bold needs an apostrophe or not, they roll the dice and move that number of spaces. Open up 'Reading Activity 3' for the rules.</p>
	<p>Comprehension Part 1 and 2 Open up 'Reading Activity 4 Part One and Two of 'Tiddalik the Frog'. Read both parts of the story. Then open 'Reading Activity 5' and sequence the story. Chose from two sheets for differentiated level.</p>

<p>Maths</p>	<p>White Rose Maths: Scroll down the home page and go to the week marked Summer Term Week 11 (w/c 6th July). We are completing this learning this week. https://whiterosemaths.com/homelearning/year-2/</p>
<p>Practical Math Activity</p> 	<p style="text-align: center;"><u>Compare the Cups</u></p> <p>For this challenge, you will need lots of different cups or bottles. Which might you choose if you wanted a lot to drink? Why? Which one would you choose if you did not want a lot to drink? Why? Could you make an estimate and arrange the cups in a line from the one that holds the most liquid to the one that holds the least liquid? How will you test whether you are right?</p>
<p>Science</p> 	<p>Have a look at some pictures of tall buildings and bridges. Are you up for a challenge? Challenge 1 Can you make a tall tower that will stand on its own, using only dried spaghetti and mini marshmallows? If you don't have marshmallows you could use plasticine, blu tak or balls of tape. Challenge 2 Can you make a bridge using only 1 piece of paper? How can you test how strong it is? Take a photo of your models and send them into school or post them on the blog.</p>
<p>Science</p> 	<p style="text-align: center;">Watch this video https://explorify.wellcome.ac.uk/en/activities/whats-going-on/wet-and-not-so-wet-leaves/classroom?view-type=public</p> <p>What do you notice about the plants in the video? Are they different to plants that you see around you? Can you describe the surface of the leaves? Now go outside. How many different leaf shapes can you find? Can you identify them? You could investigate what happens when you pour water on them? Why do you think this happens? You can find a leaf identification sheet here: https://www.woodlandtrust.org.uk/blog/2020/03/tree-id-kids/</p>
<p>Well-being / PSHE</p>	<p style="text-align: center;">Plastic and our environment</p> <p>Sadly, we missed 'Ocean Day' on June 8th this year. However there is still loads we can research about plastic and our ocean. Check the link below and choose from a range of activities, videos and quizzes about plastic pollution. https://plprimarystars.com/resources/world-ocean-day</p>
<p>Everyday activities</p>	<p style="text-align: center;">Reading, phonics / spelling, times tables, number bonds</p> <p>KS1: Phonics and spelling - https://www.bbc.co.uk/bitesize/subjects/zgkw2hw maths - https://www.bbc.co.uk/bitesize/subjects/zjxhfg8</p>
<p>Dates to research this week</p>	<p style="text-align: center;">Plastic Free July</p> <p>Plastic Free July is a global movement that helps millions of people be part of the solution to plastic pollution so we can have cleaner streets, oceans, and beautiful communities. https://www.plasticfreejuly.org/get-involved/what-you-can-do/at-school/</p>



Year 2 Home Learning – Spelling w.c. 29.06.20



Look, Cover, Write, Check.

Words:	Write... then check	Write... then check	Write... then check
move			
prove			
improve			
sure			
sugar			
eye			
could			
should			
would			