



Story Map	
Characters	Setting
Problem	Solution



English
Learning linked to theme of 'Summer in the City'

Paddington at the Palace: Plan a story

Did you know that our favourite Peruvian, marmalade sandwich-eating bear visited a very famous London landmark? You will not be surprised to hear that Paddington's day out was no ordinary one, so click here for the story, then choose a different London landmark to set the scene for another one of Paddington's crazy adventures: https://www.youtube.com/watch?v=J_zhBpgMnPI When you've chosen a landmark, brainstorm ideas for a problem for a new Paddington story, thinking about the unique features of your chosen location. What feature of your chosen landmark would Paddington be drawn to and what could go wrong there? Remember how clumsy Paddington is and use your imagination!

CHALLENGE YOURSELF: Once you've decided on a problem for Paddington, have a think about how it will be solved...are there any other characters that might be able to help the funny little bear, or does he have anything in his suitcase that could help him?

Write a story: Paddington at the...?

You've thought about your new London setting, your 'problem' and a 'solution', so now's the time to put it all together in a brand new Paddington story. Remember to start your sentences in different ways (Early one morning...at that moment...all of a sudden...a little while later...unfortunately...) and to use lots of description so that your reader can imagine being there. Think about what Paddington and the other characters would see, smell, hear and feel, as well as their emotions.

CHALLENGE YOURSELF: Good stories make people feel a range of emotions (surprised, worried, sad, happy, frightened...). Can you take your reader on an emotional journey that ends with happiness? Can you make them laugh?

Build your setting and create your character:

Your end of week task is to tell your story using a (different kind of) puppet and a setting to act it out. Which London landmark is featured in your story? Can you make a 3D model of it, or even a big 2D drawing that you could put up against a wall as a backdrop?

Here are some ideas for the kinds of models you could make: https://drive.google.com/file/d/1Tboj5eCUa_H6PQsU1iVORB5cyuVVC1go/view?usp=sharing ...Do you have any junk or recycling that might work?

And here are some ideas for how to make a teddy bear into a puppet with strings and sticks/chopsticks: <https://www.youtube.com/watch?v=D7NIRGVh6dY> ...or you could make a toilet roll puppet like these: <https://www.youtube.com/watch?v=FuDx5ivJQNI> ~ <https://www.youtube.com/watch?v=4zvRqXZlwe0>

Act out your story:

Now is the time to practise telling your brand new Paddington story so have a read through a couple of times and if you feel like you need to change or improve any of it, don't be afraid to grab another piece of paper and jot down your improvements. When you're happy with your story and you feel like you're ready to tell it, using your puppet and your setting as props, off you go... Remember, this is just a practise so you can tell it and retell it as many times as you like...

CHALLENGE YOURSELF: Why not make tickets with a start time and (pretend) price, to give to your family?

It's show time!

Make sure you do a final rehearsal before you present your 'Paddington at the ...' show, then settle your audience and do your best!

CHALLENGE YOURSELF: Use lots of expression to keep your audience engaged!

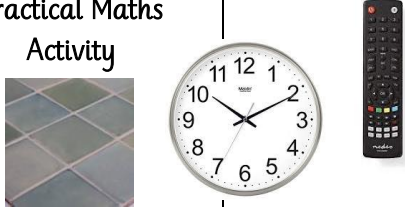

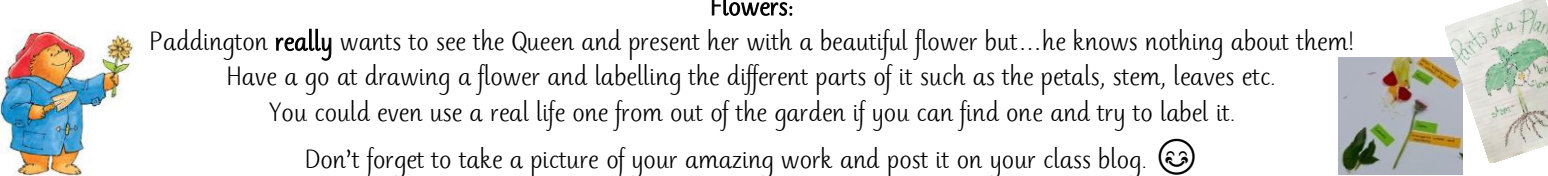


Sound of the day:	English Learning linked to theme of 'Summer in the City' th, ng/nk, or, ue, ure
<p>aw </p> <p>'aw, aw, yawn at dawn'</p>	<p>Bam ~ all the 'aw' sounds</p> <p>We know how much you loved playing . Now you can Play BAM with a grown up, sibling or friend at home.</p> <p>https://drive.google.com/file/d/1xPA59R544_MUK5vHwxwR4Pem94XYncv0/view?usp=sharing</p> <p>Remember that whether you've printed this game, collected a copy from school or neatly copied all the words onto scraps of paper, you can keep it and play it again and again!</p>
<p>ng </p> <p>'ng, ng, thing, on a string'</p>	<p>Tic-Tac-Toe</p> <p>Tic-Tac-Toe can you get three in a row?</p> <p>https://drive.google.com/file/d/1gDfJRIms_2vOK5iKJOSRHEbSCULU-JtY/view?usp=sharing</p> <p>Remember once you've printed this game out you can keep it and play it again and again!</p>
<p>or </p> <p>'or, or, shut the door'</p>	<p>Help the aliens find their names!</p> <p>The aliens from Planet Quorg have very short memories so they always keep their names tucked under their hats. Unfortunately, there was a dust storm and when their hats blew off, their names got blown in the air and swirled around. Even worse... they've got mixed up with some real words! Please help them sort out the real words from the alien names so they can get them back to their rightful owners.</p> <p>These are the words that need to be sorted (sound them out and write them down by yourself, if you can): storm ~ quorz ~ sport ~ north ~ flort ~ orth ~ shorts</p>
<p>ue </p> <p>'ue, ue, give us a clue'</p>	<p>Odd & Even Game 'ue'</p> <p>Have fun at home by playing the odd even game!</p> <p>https://drive.google.com/file/d/1G9lw13NE3HRpqW3seRQh08FhoneUQibf/view?usp=sharing</p> <p>Remember that whether you've printed this game, collected a copy from school or neatly copied all the words onto scraps of paper, you can keep it and play it again and again!</p>
<p>ure </p> <p>'ure, ure, sure it's pure'</p>	<p>Why not try any one of these online phonics games:</p> <p>Rapid river spelling game: https://www.ictgames.com/mobilePage/rapidRiver/index.html</p> <p>Phoneme Pop: https://www.ictgames.com/phonicsPop/index.html</p> <p>Little Bird tricky word spelling: https://www.ictgames.com/LittleBirdSpelling/</p>

Please revisit all sounds daily using these phonics flash cards: https://drive.google.com/file/d/1vd1OsXWQfoXWY4bZ5VA_0q2vZz4bxc2k/view?usp=sharing

Online Dice for some of the games: <https://eslkidsgames.com/classroom-dice>

Online Timer for games: <https://www.online-stopwatch.com/countdown-clock/>

Year 1 Home Learning – Maths, Science and Topic w.c. 06.07.2020

Maths	White Rose Maths: Scroll down the home page and go to the week marked Summer Term Week 11 (w/c 6th July) We are completing this learning this week: https://whiterosemaths.com/homelearning/year-1/
Practical Maths Activity 	<p style="text-align: center;">Shape:</p> <p style="text-align: center;">Have a go at finding different shapes around your house! Try hunting for a circle, triangle, square, rectangle, pentagon, hexagon and a heptagon... Try and draw the ones you find and don't forget to group them according to the number of sides they have.</p>
Science 	<p style="text-align: center;">Flowers:</p> <p style="text-align: center;">Paddington really wants to see the Queen and present her with a beautiful flower but...he knows nothing about them! Have a go at drawing a flower and labelling the different parts of it such as the petals, stem, leaves etc. You could even use a real life one from out of the garden if you can find one and try to label it.</p> <p style="text-align: center;">Don't forget to take a picture of your amazing work and post it on your class blog. 😊</p> 
Science 	<p style="text-align: center;">Save the Bees!</p> <p style="text-align: center;">Bees are super cool, click the link below to find out 10 fantastic facts about them... https://www.natgeokids.com/uk/discover/animals/insects/honey-bees/ What is pollen and why is it so important? Look at the cycle of how bees making honey. https://www.bbc.co.uk/teach/class-clips-video/geography-ks1-how-honey-is-made/z7j76v4 Have a go at making a save the bees poster and try to include one of the super facts you've found out too!</p>
Well-being / PSHE 	<p style="text-align: center;">Year 1 Talent Show:</p> <p style="text-align: center;">Year One are amazing! Are you a great Singer? Dancer? Acrobat? Etc... Perform your very own talent show with the people in your house hold-You could even have a prize for the best act! After having your own talent show at home, why not video yourself and post it on your class blog for the rest of the class to see?</p>
Everyday activities	<p>Reading, phonics / spelling, times tables, number bonds:</p> <p>KS1: Phonics and spelling - https://www.bbc.co.uk/bitesize/subjects/zgkw2hv maths - https://www.bbc.co.uk/bitesize/subjects/zjxhfg8</p>
Dates to research this week	<p>Plastic Free July</p> <p>Plastic Free July is a global movement that helps millions of people be part of the solution to plastic pollution so we can have cleaner streets, oceans, and beautiful communities.</p> <p>https://www.plasticfreejuly.org/get-involved/what-you-can-do/at-school/</p>