

















Learning linked to theme of “Transitions”

	<p style="text-align: center;">Let's get sandy!</p> <p>What is your favourite thing to do in the summer? We love going to the beach. Have a go today at making your own sand. You only need 2 ingredients flour and baby oil. Take a look at how you can make it https://www.youtube.com/watch?v=6SPdlPGU5pM <i>Let's play</i> Take your teddies for their first visit to the beach.</p>
	<p style="text-align: center;">An underwater aquarium</p> <p>Get an egg box and transform it into an underwater treasure chest. What might you find? You could use your sand from yesterday to go at the bottom of the sea. Can you draw and cut out other underwater objects? <i>Let's play</i> Dance along with Ariel https://www.youtube.com/watch?v=GC_mV1lpjWA</p>
	<p style="text-align: center;">Postcard</p> <p>Write a postcard to a friend or family member you haven't seen for a while telling them about all the summer adventures you want to get up to. Make sure you decorate it with fun summer pictures. <i>Let's play</i> Can you be a postman? Write messages to your family and deliver them to your family members.</p>
	<p style="text-align: center;">Reception medals.</p> <p>Wow you have nearly finished Reception! Think about what you are most proud about achieving and draw it on a circle. Now decorate this to make it look amazing and attach it onto some string to make your own medal. <i>Let's play</i> Can you think of what your friends have done well at and make them certificates?</p>
	<p style="text-align: center;">Amazing you!</p> <p>Draw around your body using chalk or with a pencil. Think about what you are amazing at such as your hands for painting, your feet for playing football, your heart for being kind. You could always take a picture of this and upload to the blog so your new Year 1 teacher can find out more about you.</p>

Phase 4 Phonics. Revisit and review.

With a little bit of help...	All on my own...
<p>Revisit all of the Digraphs and Trigraphs you have Learnt ch/sh/th/ng ai/ee/igh/oa/oo ar/or/ur/ow/oi ear/air/ ure/er Play buried treasure with all of the phase 4 sounds. https://www.phonicsplay.co.uk/resources/phase/4/buried-treasure</p> 	<p>Draw a picture of a beach. Draw a beach and then have a go at labelling the different parts. Challenge yourself by describing the different objects such as soft sand, a hot sun and a snappy crab.</p> 
<p>Question time. Read the questions and decide whether the answer is yes or no. https://www.phonicsbloom.com/uk/game/yes-no-yeti?phase=3</p>	<p>Ice cream parlour Draw an ice cream cone and then draw different coloured balls of ice cream in the cone. Can you label what flavours they are?</p> 
<p>Flash fingers In a minute how many times can you write these words? were, there, one</p> 	<p>Play pairs Write the words (were, there, one) onto 2 pieces of paper now turn them all over and play pairs.</p>
<p>Sentence writing Ask a grown up to read out the sentences – can you use your phonics to write them? <i>A shrimp slept in a shell. A crab crept into a crack. An octopus puts on lots of pink socks with brown spots.</i></p> 	<p>Deep sea diver Imagine you are a deep-sea diver – what creatures can you spot in the sea? Write a list of what you see. <i>I can see a blue dolphin</i></p> 
<p>Dragon sorting Help the dragons sort the real and unreal words https://www.phonicsplay.co.uk/resources/phase/4/dragons-den</p>	<p>Make your own eggs Make your own eggs with real and unreal words.</p>

<p>Maths</p>	<p>Learning linked to theme of 'Transition'.</p>
	<p>Let's weigh Can you get 2 buckets and try and fill them both with different objects so that they weigh exactly the same. So perhaps in one bucket you could put stones and the other bucket pasta. Ask a grown up to help you put the objects on weighing scales – did they weigh the same?</p>
<p>Lay back and relax on the ground – what shapes can you see in the sky?</p>	<p>Summer Shapes</p> 
	<p>Number ice cream sundae Draw an ice cream cone and different circles for ice cream balls – how high can you make your ice cream? Write the numbers onto the ice cream balls.</p>
	<p>Ordering Numbers Oh no the coconuts are in a mix. Can you order them from smallest to largest? https://www.topmarks.co.uk/ordering-and-sequencing/coconut-ordering</p>
	<p>Symmetry Do you know what symmetrical means? Have a go at making this summer pictures symmetrical. https://www.topmarks.co.uk/symmetry/symmetry-matching</p>