



Learning linked to theme of **Summer in the City**
This week we are going to read 'The Sunny Day' by Anna Milbourne

Talk and listen



Watch Emma reading the story **'The Sunny Day'** on the blog.
Talk about what the weather is like today. Is it sunny? Is it raining? What is your favourite type of weather?
What did you like about the story? Talk about what you do in your day. What do you do when you wake up? What do you do before you go to sleep? Imagine that you were going on a picnic. What food would you like to take?

Draw and write



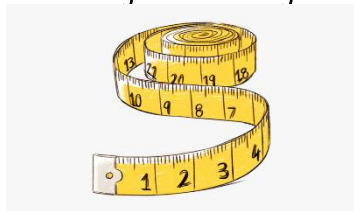
Have a go at drawing/writing your **favourite part of the story**.
Don't forget to practise writing your **name**.

Have a go at making your own **weather chart**. Cut out pieces of paper and draw different types of weather on each piece.
Then make a chart together. Children could write the first letter of the days of the week.
Now you have your own weather chart you can predict the weather or select the weather picture each day.



Draw a picture of yourself in your favourite weather..

Counting and Measuring



The sunflowers in the story grew very tall. Make your own measuring tape at home using paper or string or use a measuring tape that you already have. Have a go at measuring different things? What is the tallest/longest thing that you can measure? When you are outside what is the tallest thing that you can see? You might need to look up!! Can you build a tall tower using blocks or boxes at home. How many did you use? How tall can you make it before it topples?

Have a go at recording all of the things that you measured.

Draw around the hands of everyone in your family. Who has the longest/shortest hands?



Explore and create















Explore your shadow (A shadow is created when an opaque material or object is placed in front of a light source and prevents the light from passing through. It creates a dark area or shape on a surface as a result.) We create shadows when our body blocks the sun. How can you make your shadow bigger/smaller? Can you draw around your shadow? Take a picture of your shadow? Can you see any shadows when you are inside?

Make your own sunflower picture or collage. You could use a paper plate and some yellow paper.

Listen to the different noises you hear outside (Can you remember the noises in the story?)



Focus: Letter Sounds Revision: 'e' 'u' 'r' 'h'	
With a little bit of help...	On my own.....
<p>Let's recap some letters that we have already seen before : 'e' 'u' 'r' 'h'</p> <p>Find some objects/pictures at home that begin with these letters. Put them all together and have a go at sorting them. How quickly can you put the objects next to their initial letter sound?</p> <div data-bbox="268 462 324 542"></div> <div data-bbox="380 462 504 598"></div> <div data-bbox="627 454 750 566"></div> <div data-bbox="996 454 1131 566"></div>	<p>Practise writing the letters.</p> <p>You might like to use a paint brush with water to write the letters as well. Maybe you can make the letters out of play dough, or write the letters really big and put some dried pasta or rice around the letter shapes.</p> <div data-bbox="1243 446 1400 582"></div> <div data-bbox="1848 438 2049 566"></div>
<p>Let's Explore CVC words</p> <p>Have a go at making these words with your letter cards. hot, hat, pet, pen, hum, hug, rat, rug, mum, run.</p> <p>You might like to write them too!</p> <div data-bbox="828 582 974 758"></div>	<p>Let's play teachers</p> <p>Ask someone in your family to sit down. Now pretend to be the teacher. Can you teach them the letter sounds that you know? Use your letter cards to show them and say the letter sounds. Don't forget to say "Well done!"</p> <div data-bbox="1176 662 1377 782"></div> <div data-bbox="1948 678 2094 805"></div>
<p>Segmenting Sound Talk</p> <p>Get a cuddly toy and talk to them in sound talk only (say the sounds in the words eg, h-o-t)</p> <p>You might like to use some of the CVC words above.</p> <p>What can we write with? p-e-n pen</p> <p>What do you wear on your head? h-a-t hat</p> <p>What animal has a long tail? r-a-t rat</p>	<p>Where can you spot these letters? 'e' 'u' 'r' 'h'</p> <p>Use your telescope from last week or make your hand into the shape of a telescope and try to spot the letters on packaging in your house.</p> <div data-bbox="1758 901 1948 997"></div>
<p>Practice writing your name.</p> <p>Now say the first letter sound in the name of people in your family.</p> <p>Have a go at writing the first letters in their names.</p> <div data-bbox="1019 901 1198 1157"></div>	<p>Mirror play</p> <p>Play at making faces and copying movements of the lips and tongue in the mirror. Say the lettersounds in the mirror and talk about what the lips and tongue do when we say different sounds.</p>
<p>It's Time for Tricky Trevor....</p> <p>The two words for this week are: no and go</p> <p>(These are words that we can't sound out.)</p> <div data-bbox="268 1157 425 1412"></div>	<p>Choose another story book from your collection. Have a look through it, how many times can you find each tricky word?</p>