


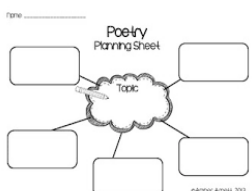


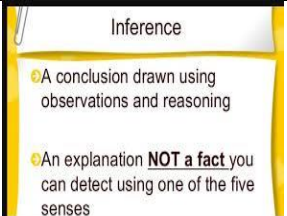
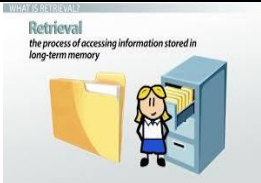
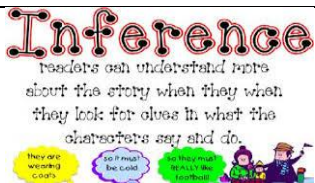








	<p style="text-align: center;">Writing <i>Learning linked to theme of 'Summer in the City'</i></p>
	<p style="text-align: center;">1) Read and Perform Poetry</p> <p style="text-align: center;">‘Last Night I Saw the City Breathing’ – Andrew Fusek Peter https://childrens.poetryarchive.org/poem/last-night-i-saw-the-city-breathing/</p> <p>This week and next, we will be looking at ‘Summer in the City’ as our topic. We are starting off with performance poetry, and the poem the start of this week is ‘Last Night I Saw the City Breathing’. What does the title tell you about the poem? How does it make you feel? Why? Now you are going to listen to the poem being read by the poet himself using the link above. Discuss: what did you like and why? What would you change and why? Which poetic devices were used? What impact did they have on you as a reader? Read the poem and perform it to your family.</p>
	<p style="text-align: center;">2) Language: personification</p> <p>Which poetic devices did you notice in the poem yesterday? Why do you think the poet used those devices? Authors and poets usually use figurative language in their texts to engage their audience and to create and put an image in their minds. One of these devices is called personification which means giving an inanimate object human attributes or qualities. In your books, you are going to write down all examples of personification that Andrew Fusek Peter used in the poem. When you have finished, you will create your own examples of personification. For example: Last night, I saw the city dancing and enjoying the loud music...</p>
	<p style="text-align: center;">3) Language: metaphor</p> <p>What is a metaphor? What type of writing would you normally see it? Is there a difference between a simile and a metaphor? What is the difference? We know that a simile uses the words ‘like’ and ‘as’ to compare two things that have similar qualities or attributes; however, a metaphor does not use like and as. It compares two things by using the verb to be e.g is, are, were... Examples of metaphors: The snow is a white blanket..., the children were flowers grown in concrete gardens. Has the poet used any metaphors? Write any down that you notice, and then write your own metaphorical phrases.</p>
	<p style="text-align: center;">4) Plan a poem</p> <p>Today, you are going to plan your own poem about a city and include all the figurative language devices that you have been learning about. Take inspiration from the poem ‘Last Night I Saw the City Breathing’. The whole idea is to evoke emotion in your reader and create an image in their mind. Use your five senses: what can you see/hear/feel/taste/smell? You will write in stanzas or verses tomorrow, so ensure that you write about four or five examples of personification and metaphors to include in each verse.</p>
	<p style="text-align: center;">5) Write and perform a poem</p> <p>Now it's time to write your poem using your plan from yesterday. When you have finished, you can give it to an adult at home or a peer to evaluate and tell you if there's something else you need to include. After you have made all the changes, it is time to perform. You must remember to use the right pitch, volume, tone and good expression. Reading poetry aloud makes your poem come to life. Please upload to the blog once you're done.</p>

	<p>Reading</p> <p><i>Learning linked to theme of 'Summer In The City'.</i></p>
	<p>1) Retrieval: 'Last Night I Saw the City Breathing' – Andrew Fusek Peter</p> <p>https://childrens.poetryarchive.org/poem/last-night-i-saw-the-city-breathing/</p> <ol style="list-style-type: none"> Look at verse 1, line 2. 'Great Gusts of people' and line 5 'Of Station's singing mouths'. Which poetic technique has the poet used? The author has used various writing and poetry techniques in this poem. Identify 2. What adjectives were used to describe the city in verse 1? What does that tell you about the city? In verse 6, what did the street lights wish to be when they grow up? Write down five verbs that the poet used to describe the city.
	<p>2) Inference: 'Last Night I Saw the City Breathing' – Andrew Fusek Peter</p> <p>https://childrens.poetryarchive.org/poem/last-night-i-saw-the-city-breathing/</p> <ol style="list-style-type: none"> Read Verse 1. How does the poet make you feel about the city? Use evidence from the text to support your answer. Why did takeaways get the giggles and cinemas split their sides? Why do you think the poet has made verses 7 and 9 longer than the other verses? Look at verse 4, line 2. What does the phrase 'Snaking Avenue' tell you? Read verse 5. How does the poet make you feel about the city? Explain your answer.
	<p>3) Retrieval: 'City Jungle' – Pie Corbett</p> <p>Your task today is to read the poem 'City Jungle' by Pie Corbett, and then answer these retrieval questions.</p> <ol style="list-style-type: none"> Look at line 5. Which two writing techniques are used? Find and copy two examples of alliteration used in the poem. Write two examples of personification used in the poem. Look at line 10. What does the phrase 'The gutter gaggles' tell you? Look at line 14. What bares its yellow teeth? What does this mean to you?
	<p>4) Inference: 'City Jungle' - Pie Corbett</p> <p>Your task today is to re-read 'City Jungle' by Pie Corbett and to answer these inference questions.</p> <ol style="list-style-type: none"> What does the title tell you about the poem? What is the mood of the poem? Explain your answer. Look at lines 3 and 4. What time of the day is it? How do you know? Would you like to live in that city? Why? Why not. Remember to make reference to the text. Think of a different title for the poem, and explain why you've chosen that title.
	<p>5) Read For Pleasure</p> <p>You are going to pick a book or any text of your choice to read for pleasure. When you have finished, tell an adult at home what the text was about. If you're feeling very creative, design a front cover for what you've just read. Aim to capture your audience, and make them want to read your book/text.</p>

<p>Maths</p> 	<p><u>Maths</u></p> <p>White Rose Maths: Go to the week marked Summer Term Week 9 (w/c 29th June). This week's focus is on money and statistics.</p> <p>https://whiterosemaths.com/homelearning/year-4/</p>
<p>Practical maths activity</p> 	<p><u>Statistics</u></p> <p>Investigate your family and friends' favourite fruits. Collect the data, and use any chart to represent this. You can then write questions that can be answered using the chart.</p>
<p>Science</p> 	<p><u>Habitats</u></p> <p>A habitat is a home environment for plants and animals. Examples of habitats include: desert, meadow, woodland, grassland, forest, seashore, ocean.</p> <p>We also have micro habitats which is a small specific home environment for smaller animals, insects and plants. Investigate which animals live in different habitats, and why those habitats are suitable for them.</p>
<p>Topic</p> 	<p><u>Map work</u></p> <p>You will be using an atlas, the internet or a globe to locate capital cities around the world. You will then plot them on the blank map of the world and use a key to show each country and their capital city. For example: France – Paris, Nigeria – Abuja...</p>
<p>Daily activities</p> 	<p><u>Reading, spelling, times tables</u></p> <p>English: https://www.bbc.co.uk/bitesize/subjects/zv48q6f Maths: https://www.bbc.co.uk/bitesize/subjects/z826n39 and https://www.topmarks.co.uk/</p>

Creative arts activities are on a separate sheet.