

Learning linked to theme of **Summer in the City**
This week we are going to read 'Shark in the Park' by Nick Sharratt



Talk and listen



Watch Emma reading the story on the blog or watch the author reading 'Shark in the Park on a Windy Day' here: <https://www.youtube.com/watch?v=R2RwwAHUAdc>

Can you remember some of things that Timothy saw through his telescope? Do you like going to the park? What do you like to do there? How do you get to the park? What would you like to do when you go the park next? What games do you like to play at the park? Do you take anything with you? You might like to plan a trip to the park and share the photos on the blog.



Draw and write



Have a go at drawing/writing your **favourite part of the story**.

Don't forget to practise writing your **name**. This week you might like to make a name plate to stick on your bed or a door.



Have a go at making your own **telescope** out of a cardboard tube. You might like to decorate it and label it with your name.

Now take your telescope with you when you go outside (maybe to the park) and then draw a picture of what you see through your telescope. You might like to try and write some letter sounds too. (Grown ups you could label the picture with the words that your child uses.)

Count



This week we are going to practise ordering numbers 1-10 (or 1-20). Use your number cards at home (you can make your own using square pieces of paper) to practise putting the number cards in order. Can you put them in order counting backwards from 10? Now ask someone in your family to take 2 numbers away. Can you say the missing numbers?

You can make your own board game. Firstly get a big piece of paper and draw your track. Now add the numbers. Don't forget a start and a finish line. You are ready to play. Roll a dice and move along the numbers. You could use your toy cars or teddies to move along the track. Have fun and don't forget to take turns!





Explore and create



You might like to try some of these ideas:

- When you are at the park, collect some natural objects such as leaves, sticks or stones and use them to make a nature picture.
- Investigate where sharks really live
- Make a pretend pond at home for a shark.
- You might like to make this shark hat out of paper and role-play the story.
- Make a shark out of any junk modelling you have at home.



Nursery Phonics Home Learning w.c. 29.06.20



Focus: Letter Sounds Revision: 'g' 'o' 'c' 'k'

With a little bit of help...

When you are out and about at the park, or maybe whilst you are at home have a go at spotting things that begin with the same letter.

For example: I went to the park and I spotted a *bench, a bike, a boy, a ball*
I went to the park and I spotted *grass, gate, a girl*



Have a go at listening and naming the different sounds that you can hear:
<https://www.phonicsplay.co.uk/resources/phase/1/sound-starters>



Alliteration games.

Making aliens

Think of some strange names for alien creatures. The alien names must be strings of non-words with the same initial sound, for example:

Ping pang poo pop, Mig mog mully mo, Fo fi fandle fee.


Write them down as a reminder. Talk about the names and help them to imagine what the alien might look like.

Have a go at saying the sounds and blending them together to read the word. Then match with the picture.

<https://www.phonicsplay.co.uk/resources/phase/2/pick-a-picture>


Let's recap some letters that we have already seen before : 'g' 'o' 'c' 'k'

Find some objects/pictures at home that begin with these letters. Put them all together and have a go at sorting them. How quickly can you put the objects next to their initial letter sound?



Practise writing the letters.

You might like to use a paint brush with water to write the letters as well. Maybe you can make the letters out of play dough, or write the letters really big and put some dried pasta or rice around the letter shapes.



Let's Explore CVC words

Have a go at making these words with your letter cards.

You might like to write them too! **tag, got, can, kid, cot, kit, not, gap, pot, cap, top, cat, dog, pop, pig, dig**.



Lay out your letter cards on the floor. Dance around them to some music and say the letters as you step on them.



It's Time for Tricky Trevor...

The two words for this week are: **for** and **of**
(These are words that we can't sound out.)

Choose another story book from your collection. Have a look through it, how many times can you find each tricky word?

