

Topic Focus: Roald Dahl

Art: Roly poly bird

Can you draw a beautiful picture of the roly poly bird? How many colours does it have in its feathers?
Post a picture to the class blog so we can see your fantastic creations.



Science: Balloon electricity

In the story Mr and Mrs Twit have crazy hair. It looks like they've been electrocuted!

<https://www.youtube.com/watch?v=wxAgdiYJjp0>

We can make our own electricity using just our clothes and a balloon. Blow up your balloon and get an adult to tie it for you. Then rub it really quickly against your clothes.
Next put it on the wall? Does it stay stuck to the wall? That is called static electricity.
Draw a picture of your experiment and share it on the class blog!

Geography: Map it Out



There are 7 continents in the world. These are HUGE bits of land with lots of countries inside them.
Pick one of the continents and write a fact file about it. What countries are there? Which animals live there? Is it hot or cold or both?

P.E.

Have you worked out with Joe Wicks yet this week? If not, this is your day!! Go to Joe Wicks website and make sure you get your heart pumping. Let's keep fit!

<https://www.youtube.com/channel/UCAxW1XT0iEJo0TYlRfn6rYQ>



Topic: Mr Twit's beard!

Can you create a gruesome, terrible collage of Mr Twit's grotesque beard?
You can use anything. Get creative!



Key dates to find out about:
8th May VE day


English Focus: Roald Dahl

1. The Twits

Listen to the story: <https://www.youtube.com/watch?v=EgppUh8ukZ8>

The Twits is one of my favourite books. What was your favourite part of this terrible, twitty tale?

CHALLENGE YOURSELF: Have a go at including some of your favourite things the characters say in the story



2. The terrible twits



Mr and Mrs Twit are terribly gruesome! What words would you use to describe them?

Make a list for Mr Twit and a list for Mrs Twit. What are they like?

CHALLENGE YOURSELF: Can you use a simile?

Remember a simile is when you describe something by comparing it to something else. For example 'Mr Twit was as ugly as a scarecrow!'

3. Terrible tricks by terrible twits

In the story Mr and Mrs Twit play terrible tricks on each other.

What tricks do they play on each other.

Imagine you get the chance to play a terrible trick on your teacher, Tom. What awful prank would you play?

CHALLENGE YOURSELF: Record yourself reading out the prank you've created and post it on our class blog! I can't wait to see your funny ideas.



4. Muggle Wump Monkeys

The cruel Twits keep the muggle wump monkeys in cages in their house. What do you think that monkeys think about Mr and Mrs Twit?

Do you think the monkeys will try to get their revenge? What tricks could they play on the twits? Write your ideas down.

CHALLENGE YOURSELF: Can you come up with a trick that involves a hairbrush, some rotten fish and a balloon?

5. The monkey's revenge

Eventually, the muggle wump monkey get their revenge on the Twits! What do they do to get their revenge?

Can you write a poem about how the Twits and the dread shrinks?

CHALLENGE YOURSELF: How many rhymes can you fit into your poem?

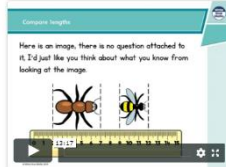


Maths Focus: Measurements and lengths

<https://whiterosemaths.com/homelearning/year-2/> - Week 2


1. Compare lengths

This lesson is a reminder about comparing the lengths of different things. What is longer?




2. Order lengths

Following on from yesterday, let's now order some different lengths




3. Four operations with length

You are going to need your brains switched on to work on adding, subtracting, multiplying and dividing!



4. Problem solving

Put your problem solving hats on as you turn detective for these terribly tricky problems!



5. Friday maths challenge!

How many of the challenges can you complete?
Remember to share your work on the class blog!

