

Green pathway Home Learning w.c. 27.04.20



English Focus: Julia Donaldson

1. Tell a 'tall tale' for tiny Tiddler...

This is the story of 'Tiddler, The Story Telling Fish': <https://www.youtube.com/watch?v=qcTQADUjwZY>

Tiddler is ALWAYS late and he always has tall tales to tell, like this one: "Sorry I'm late, I set off really early but on the way to school I was captured by a squid. I wriggled and I struggled til a turtle came and rescued me." The other fish didn't believe Tiddler but it just so happened that he was telling the truth.

What fish can you see in the story? Would you like to make an aquarium? Have a look at this beautiful one:

<https://youtu.be/hX7eEWFaIE>



This is just an example of what you could do



*Don't try to
make it rhyme!*



fish to make an
aquarium.pdf

Here you will find the fish, cut them out and stick them around.



fish to make an
aquarium.pdf



under the sea
background.pdf

CHALLENGE YOURSELF: Use your imagination, include lots of detail and look at different fish online, can you describe them?

2. Help Tiddler get to school on time...

Tiddler always tries his best to get to school on time but even when he isn't getting captured by squid or trapped in treasure chests, he often still gets lost. Tiddler would be really grateful if you could tell him how to get ready to go to school. Make sure you start each step with First, Next, After that, Finally.



get ready for
school.pdf




brush your teeth.pdf

Use this schedule to order the morning sequence

CHALLENGE YOURSELF: It would really help Tiddler if you tell him how to brush his teeth properly before going to school

3. Time to work in school for Tiddler and his friends...

Now that Tiddler can get to school on time, it is time to do some learning in school!



under the sea pencil
control worksheets.p

Tell Tiddler that he has to complete his handwriting work. Don't forget to colour in the fish!



alphabet letter
formation.pdf

CHALLENGE YOURSELF: Have a go at practicing writing the alphabet!

Can you write the names of the different fish?



Torridon
Primary School

4. Time to role play...

This is your chance to put on a show! Choose a fish mask and pretend you are the fish.
Your family might want to choose a mask too so you can all pretend to be under the sea!



under the sea role
play masks.pdf

CHALLENGE YOURSELF: What types of 'voices' would your chosen characters speak with...
loud and booming, high pitched and squeaky or something different? Have a go at using 'character voices'.



Torridon
Primary School

5. Perform, perform, perform!

Now that you've got your masks and role played being a fish, why not have a go at singing and dancing! Make sure you use lots of expression

You can dance "Baby shark" <https://youtu.be/XqZsoesa55w>

Just dance "Under the sea" <https://youtu.be/SH-7A3NVQbY>




Practice a few times!

CHALLENGE YOURSELF: Try to take pictures and post them on our blog!

Green Pathway Home Learning w.c. 27.04.20

Topic Focus: Julia Donaldson



Art: Let's Illustrate!

This is a painting by the artist, Henri Matisse.

It's called 'The Snail' and he painted it in 1953. Can you see a snail?

Why not have a go at using bold, bright colours to create your own version of this painting?



Science: The Snail and the Whale...

<https://youtu.be/2SbMVDGv-XM>

<https://www.bbc.co.uk/iplayer/episode/m000cslw/the-snail-and-the-whale>

The snail travels on the back of a whale and visits many different places in the world. What an exciting story!

Do you know we float better in the sea than in a swimming pool?

Have a look at this science experiment.

<https://youtu.be/ozmlwwxUz7o>

You only need an egg, two glasses, water and a spoon.

Does the egg float or sink? What is the difference between both glasses of water?



Speech and Language

Play

Play is a really important part of children's learning and development.


Children learn all kinds of skills through play; they learn how things work, how to interact and share with other children, how to play with different toys and to enter a world of imagination.

Playing enables children to test things out in a safe way, to learn about emotions and to talk with others.

Children often love adults to play with them. It's great if you can follow their lead and join in the fun.

Treasure box

You and your child could make up a treasure box along a theme. You could get some pots and pans, pretend food and some soft toys and get ready for a picnic. Or get some old jewellery, an eye patch and a treasure map and get ready for a pirate adventure!



P.E.

Have you worked out with Joe Wicks yet this week? If not, this is your day!!

Go to Joe Wicks website and make sure you get your heart pumping. Let's keep fit!

<https://www.youtube.com/channel/UCAxW1XT0iEJo0TYlRfn6rYQ>



If you want to mix it up a bit, you could also get some ideas from Maddie Moate-ivator and Greg's 'Garden Gym', but don't worry if you haven't got a garden as you can do the exercises inside, choosing different household items to use as weights and benches: <https://youtu.be/VEctIFMB9DU>

PSHE:



Just because you're small, does it mean you can't be helpful or do useful things that bigger people can't do?

Can you find a way to help a grown up at least once, every day this week?



Key dates to find out about: Ramadan start date 23rd April 2020

International Dance Day – 29th April 2020

St George's Day – 23rd April 2020

International Jazz Day – 30th April 2020

The Queen's Birthday – 21st April 2020



Green pathway Home Learning w.c. 27.04.20

Maths Focus: More and Adding 1

Summer Term ~ Week 2

1. Who has more?

Listen to this song, who has more?


<https://www.bbc.co.uk/cbeebies/watch/numberblocks-who-has-more-song>

Practice at home with objects, fruits, food, plates, books, cereals, toys..... Who has more!?

2. Counting blocks and addition introduction

Recap who has more/less. Watch this video, I know you will enjoy it!

https://youtu.be/sSqGCY_L6CY



3. Add one more

You can play with building bricks today. First practice adding one brick at a time to make a tall tower, how many do we have so far? How tall in my tower? Then you can use the set or cards to show visually how to add one more. Repeat a few times.

$$\begin{array}{c} \text{[green brick]} + \text{[red brick]} = \\ 2 + 1 = \end{array}$$



add one more.pdf

4. Take away











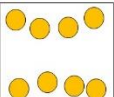

Recap who has more/less. <https://youtu.be/kkctu5a1pHc>

I know you all love numberjacks. Practice at home using toys: If I take this one away how many do you have now?

5. 1 more 1 less

Use real objects to show visually one more one less, then complete worksheet.

Maths, number Can you find one more and one less than a number?

draw 1 less 		draw 1 more 
draw 1 less 		draw 1 more 
draw 1 less 		draw 1 more 
draw 1 less 		draw 1 more 

Copyright © 2012 by Mrs. J. M. Smith. All rights reserved. www.numberjacks.co.uk