

English Focus: Roald Dahl

1. Make that medicine!

Watch the following clip: <https://www.youtube.com/watch?v=mVsSuqfQB34>

George has decided to start making the medicine for Grandma! What disgusting ingredients would you put in your medicine?

Write out a list.

CHALLENGE YOURSELF: Have a go at including some adjectives in your writing. Remember, these are describing words.



2. Share Your Story!

Using your list from yesterday, can you write the next part of the story. You can begin with 'George started to make his medicine and added...'

When you're finished, have a go at reading this to someone in your family.

CHALLENGE YOURSELF: Post a picture of you reading your next chapter onto our blog. You could even upload a photo of you writing too!

3. George's grandma

In the story George is making a medicine to give to his grandma.

What do you think George's grandma is like?

You might want to think about what she looks like, what she sounds like and what she smells like.

CHALLENGE YOURSELF: Can you include something she might say to George?



4. A letter to Grandma

Have a go at writing a letter to Grandma telling her that she is mean and why you don't like her!

Remember some of the descriptions you wrote yesterday.

CHALLENGE YOURSELF: How many words beginning with 't' can you get into your writing?



5. Acrostic Poem

Can you write a poem using the letters in the word 'Grandma' at the start of each line?

Make sure you get some of your fantastic describing words into the poem.

Write each line in a different colour!



Topic Focus: Roald Dahl

Art: Let's Illustrate!

Imagine you're an illustrator. Have a go at illustrating any part of the George's Marvellous Medicine story!

Science: Sorting Materials

Remember that earlier this year we worked on materials.

Can you find 5 things made of metal, 5 things made of wood and 5 things made of plastic?

Take a photo of your finds!

Geography: Map it Out

Have a go of drawing a map of either inside your house or your garden.

Remember to add a key and compass onto your map.

If you give your map to a family member, could they find their way around the house or garden?



P.E.

Have you worked out with Joe Wicks yet this week? If not, this is your day!! Go to Joe Wicks website and make sure you get your heart pumping. Let's keep fit!

<https://www.youtube.com/channel/UCaXW1XT0iEJo0TYlRfn6rYQ>



Topic Research: Roald Dahl

We've listed a couple of stories that Roald Dahl has written. Next week, we'll be looking at some more of his books. Start researching Roald Dahl and create a fact file for him.

Key dates to find out about: Ramadan start date 23rd April 2020
St George's Day – 23rd April 2020
The Queen's Birthday – 21st April 2020

International Dance Day – 29th April 2020
International Jazz Day – 30th April 2020

Maths Focus: Fractions

<https://whitosemaths.com/homelearning/year-2/> - Week 1


1. Make Equal Parts.

This lesson is a reminder about 'equal parts.'




2. Recognise a Half.

Following on from yesterday, let's have a go at representing a half in different ways.




3. Find a Half.

Now, see if you can find half of an amount. Remember to think about sharing into equal groups.



4. Recognise a Quarter.

Let's move on to a quarter today. Can you remember another way to say a quarter?



5. Find a Quarter.

Explore different ways of representing quarters.

