

Year 1 Phonics Screening 2019



Ph	Phonics
KEY STAGE 1	
	Phonics screening check Pupils' materials
JUNE 2015	
	National curriculum assessments



Aims for the meeting:

Phonics

- ✓ What is it?
- ✓ How do we teach it?

Year 1 Phonics Screening Check

- ✓ Suggest ways you can help your child at home with phonics

Answer any questions you may have

What is Phonics?

- ✓ Phonics is the understanding of how letters and sounds combine to make words.
- ✓ It is also a tool to help children break down words in order to spell and write them (segmenting and blending).
- ✓ They are taught to read and write through use of segmenting and blending words.
- ✓ The children are taught new phonemes and graphemes each week.



How do we teach it?

- ✓ It is taught for 20 minutes every day through a mixture of whole class & ability groups.
- ✓ Through a mixture of games, activities, songs, rhymes and actions using the 'Sounds-Write' and 'Letters and Sounds' synthetic phonics programmes.
- ✓ There are 'phases' which the children will work through.

Year 1 Phonics

Below are the sounds that we have been and will be focusing on throughout Year 1.

At home you could try word building and looking out for these sounds when reading with your child!



My Phase 5 sound mat

Year 1 Phonics

Alternative spellings of the same sound (phoneme) are also taught in Year 1.

Alternative spellings for the **ur** phoneme

ur	ir	er	ear	or
fur	girl	fern	learn	word
burn	bird	stern	heard	worm
curl	shirt	herbs	earn	worst
hurt	skirt	jerky	search	world
turn	birth	servant	early	work
turnip	first	perky	earth	worth

ai	oi	ee	ow	er	air	igh	or	ar
rain	coins	teeth	clown	corner	fair	flight	torn	alarm
say	boys	meal	pound	burn	bear	lies	walk	father
lame		monkey		firm	care	slide	four	calf
they		these		flour	where	fly	caught	
eight		chief		earned		hi	floor	
		happy					core	
							lawn	

oa	oo	ch	sh	s	n	m	j
boat	book	church	shout	sorry	noodle	man	jelly
grow	flew	picture	chef	scissors	knee	lamb	fudge
goes	tune	hutch	caption	cease	gnome		gadget
bone	value		mission				
go	you		facial				
			sure				

© Teacher's Pet 2012. www.pet.co.uk

My Spelling Patterns Mat

Year 1 Phonics Screening

- ✓ All children in Year 1 across England take part in a Phonics Screening assessment in June.
- ✓ This takes the form of a short reading test –containing 40 words (both real and alien) for the children to read.
- ✓ Pass mark in recent years has been 32 out of 40.
- ✓ Those children who do not achieve the pass mark at the end of Year 1 will resit the Phonics Screening assessment in Year 2.

How do we administer the screening?

- ✓ YOUR CHILD WILL SIT WITH THEIR TEACHER AND BE ASKED TO READ 40 WORDS ALOUD
- ✓ THE CHECK WILL TAKE APPROXIMATELY 10 MINUTES TO COMPLETE

Examples

stop

truck

jump

lords

Examples

index

turnip

waiting

portrait




1



2



3



4

som

tad

fut

heb

rik

vep

zil

yan

gop

caj

riss

shom

chot

thip

jing

weck

fusk

ralp

zind

clom

blog

teep

reat


pightic

What your child will see...

Ph
KEY STAGE
1

Phonics

Phonics screening check
Pupils' materials




National curriculum assessments

JUNE 2015

Section 1

fip




pon



hab



ulb



Section 1

shed

long

soil

chart

When is it?

- ✓ This year, phonics screening will take place during:

w.c. 10th June 2019

What can you do to help?

- ✓ Please ensure that your child arrives at school on time in order to ensure that they do not miss their phonics lessons.

What can you do to help?

There are a number of things that you can do at home to support early reading development:

- ✓ Let your child see you enjoy reading yourself. They are influenced by you and what you do!
- ✓ Immerse your child in a love of reading
- ✓ Read as much as possible to and with your child – encourage your child to ‘sound out’ when listening to your child read.

- ✓ www.mrthornedoesphonics
- ✓ www.phonicsplay.co.uk
- ✓ www.lettersandsounds.com



Any questions?

Thank you for coming!