

Welcome



Torridon
Primary School

Year Two Curriculum Meeting

Aims

- ▶ To share expectations
- ▶ To provide an overview of the Y2 curriculum
- ▶ To give you some guidance on how to help support your child at home
- ▶ To answer any questions

Meet the team:

- **Teaching staff:** Anne Wakefield, Sai Satyadeva, Dot Hallam, Emma Cordon.
- **Support staff:** Sarah Tuffin, Anna Theodorou, Julie Hall, Kirsty Wyatt, Lucie Kirby and Sharon Green.
- **Team leader:** Kate Read

Start of the day:

- Registration: 9.00 – 9.05
- Early morning work
- Session 1 begins

Subjects Covered:

- Core Subjects:

English, Maths and Science

- Foundation Subjects:

Art and Design, Music, PE, History, Geography, RE, PSHE and Computing

Through careful topic planning we promote creative cross curricular learning.

English:

- Spoken Language / Reading / Writing
- Within these core areas, children take part in the following activities: drama, story telling, phonics, spelling, handwriting, punctuation and grammar.
- SPaG
- Handwriting

Reading

- ▶ Focus on reading comprehension in Year 2
- ▶ Please read at home with your child every night
- ▶ Please leave a comment about your child's reading in the contact book
- ▶ Ask lots of questions about the text
- ▶ Recall and inference



Maths

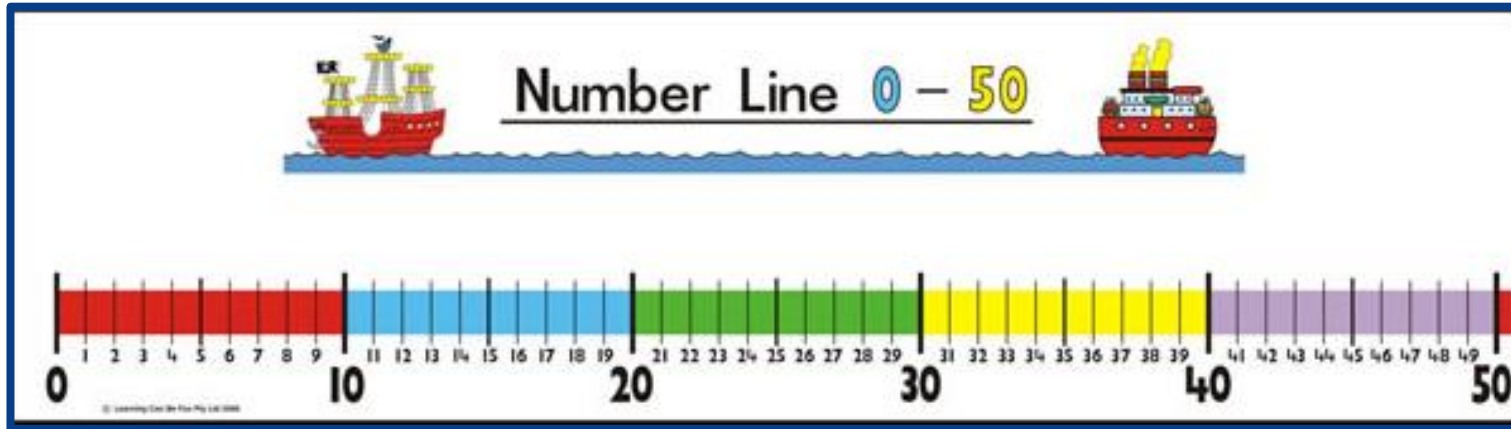
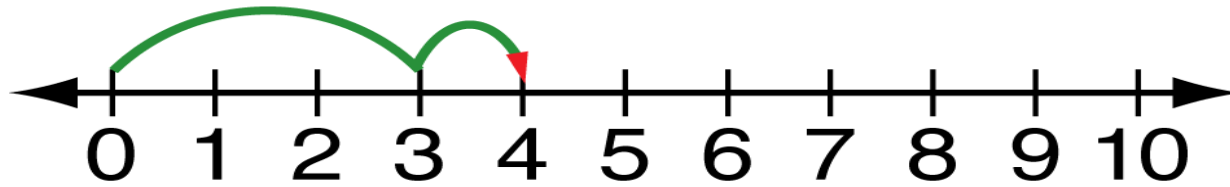
- Number & Place value
- Addition and subtraction
- Multiplication & Division
- Fractions
- Measures
- Geometry

		+	-	x	÷	=				
	1	2	3	4	5	6	7	8	9	10
	11	12	13	14	15	16	17	18	19	20
	21	22	23	24	25	26	27	28	29	30
÷	31	32	33	34	35	36	37	38	39	40
x	41	42	43	44	45	46	47	48	49	50
-	51	52	53	54	55	56	57	58	59	60
	61	62	63	64	65	66	67	68	69	70
+	71	72	73	74	75	76	77	78	79	80
	81	82	83	84	85	86	87	88	89	90
	91	92	93	94	95	96	97	98	99	100
		=	÷	x	-	+				

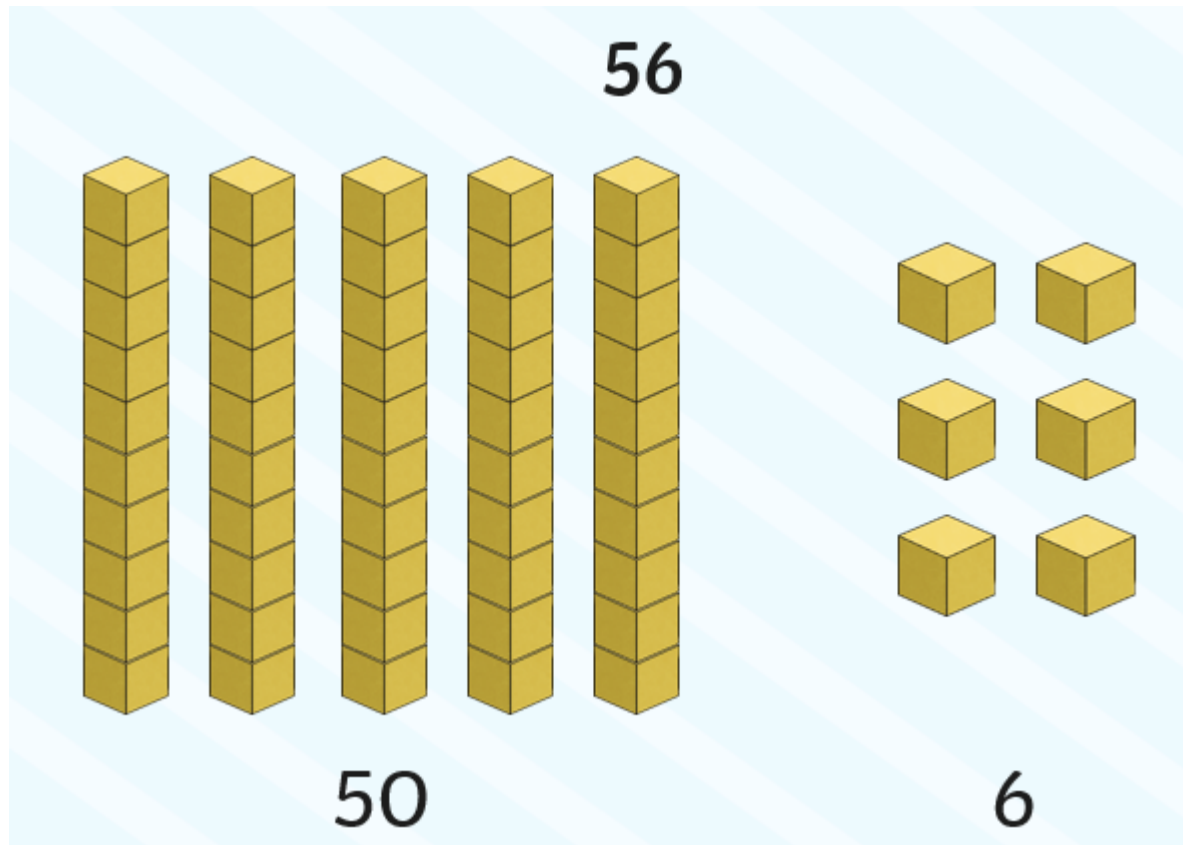
The Hundred Square

The Number Line

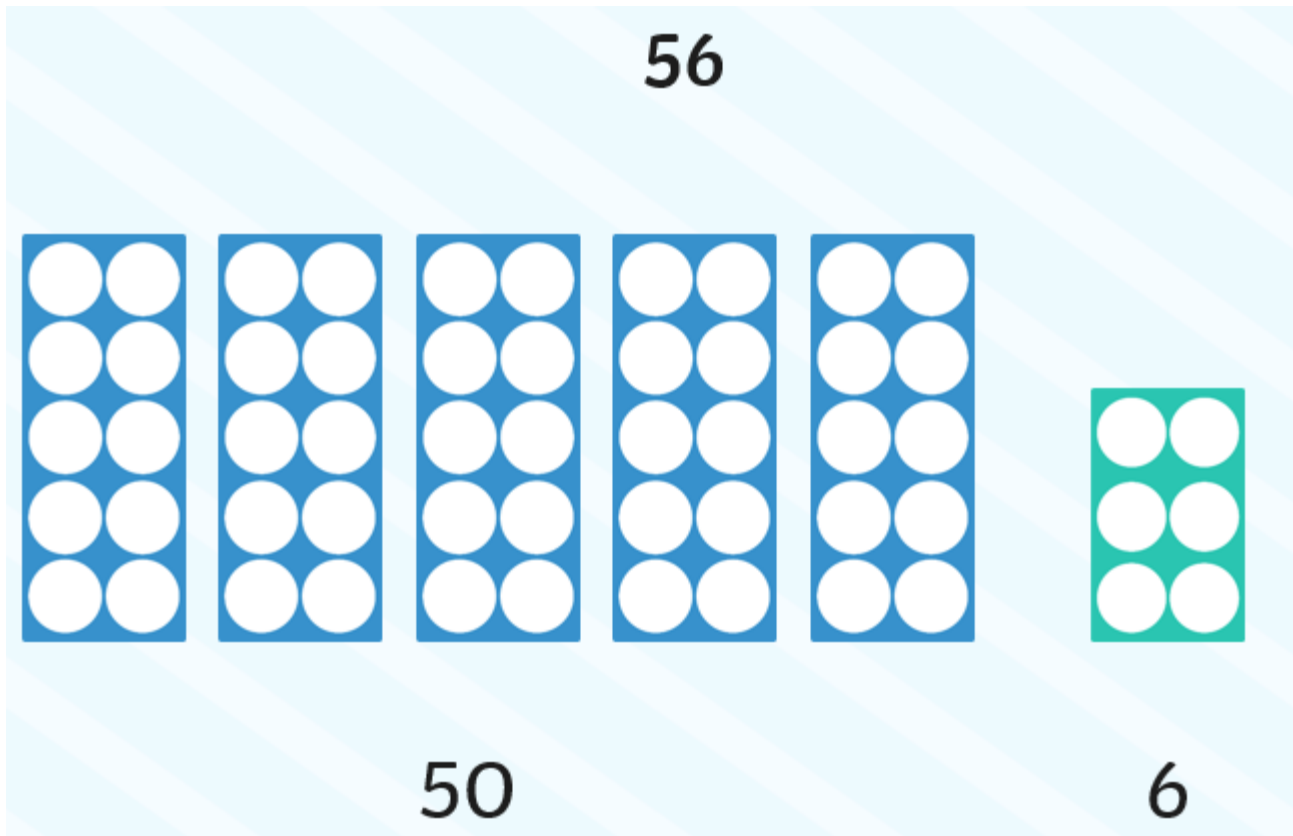
$$3 + 1 = 4$$



Partitioning.



Partitioning.



Science

The background features abstract, overlapping geometric shapes in various shades of purple and magenta, primarily concentrated on the right side of the page. The shapes include triangles and polygons, some with thin white outlines, creating a layered, modern aesthetic.

Home Learning

- Home learning letters will be given out at the beginning of each half term along with curriculum maps.
- Home learning project.
- Spellings
- Maths

How can you help at home?

- Read for 10 minutes every day.
- Talk to your child – ask them about their day and tell them about yours.
- Play games, board games, card games, jigsaw puzzles, counting forwards and backwards.
- Let your child see you reading, writing and using maths as part of daily life.
- Practise key words.
- Encourage your child to ask questions.

End of year
standard tests.

Questions and Answers

If you have any more questions please feel free to speak to your child's class teacher or a member of the year 2 team.

THANK
YOU!

